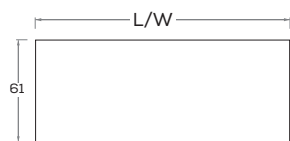


### Piano S01

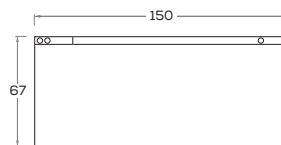
S01 top



misure L cm  
dimensions W cm  
120 cm  
135 cm  
150 cm  
180 cm  
250 cm

### Piano S01 con elemento FOLDER

S01 top with FOLDER unit



### Piano S02

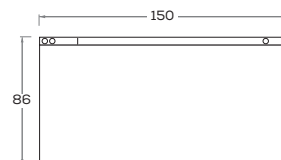
S02 top



misure L cm  
dimensions W cm  
120 cm  
135 cm  
150 cm  
180 cm  
250 cm

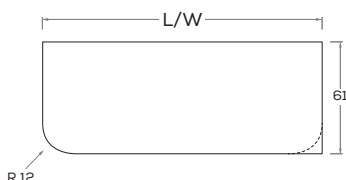
### Piano S02 con elemento FOLDER

S02 top with FOLDER unit



### Piano S03

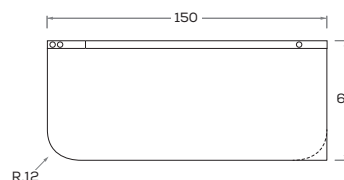
S03 top



misure L cm  
dimensions W cm  
120 cm  
135 cm  
150 cm  
180 cm  
250 cm

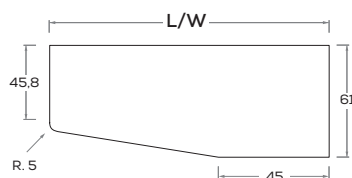
### Piano S03 con elemento FOLDER

S03 top with FOLDER unit



### Piano S04

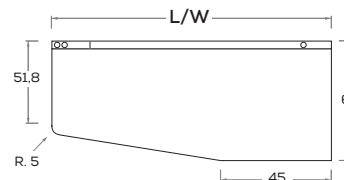
S04 top



misure L cm  
dimensions W cm  
120 cm  
135 cm  
150 cm  
180 cm  
250 cm

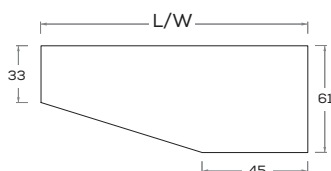
### Piano S04 con elemento FOLDER

S04 top with FOLDER unit



### Piano S05

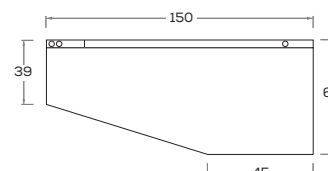
S05 top



misure L cm  
dimensions W cm  
120 cm  
135 cm  
150 cm  
180 cm  
250 cm

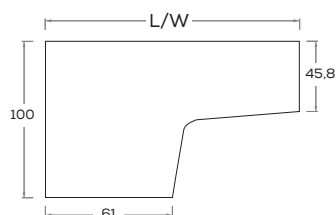
### Piano S05 con elemento FOLDER

S05 top with FOLDER unit



### Piano S06

S06 top



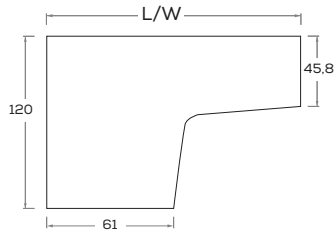
misure L cm  
dimensions W cm  
135 cm  
150 cm  
180 cm  
250 cm

# Scrittoi sp. 3 cm

## Desks 3 cm thick

### Piano S07

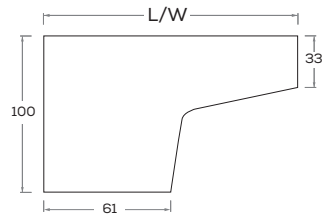
S07 top



misure L cm  
dimensions W cm  
135 cm  
150 cm  
180 cm  
250 cm

### Piano S08

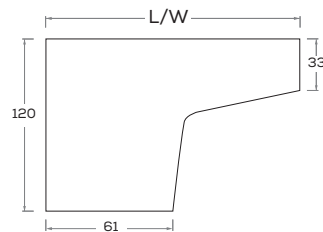
S08 top



misure L cm  
dimensions W cm  
135 cm  
150 cm  
180 cm  
250 cm

### Piano S09

S09 top



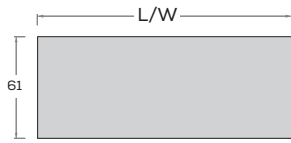
misure L cm  
dimensions W cm  
135 cm  
150 cm  
180 cm  
250 cm

# Scrittoi sp. 5 cm

## Desks 5 cm thick

### Piano S21

S21 top



misure L cm  
dimensions W cm  
120 cm  
135 cm  
150 cm  
180 cm

### Piano S21

S21 top



misure L cm  
dimensions W cm  
120 cm  
135 cm  
150 cm  
180 cm

### Piano S22

S22 top



misure L cm  
dimensions W cm  
120 cm  
135 cm  
150 cm  
180 cm

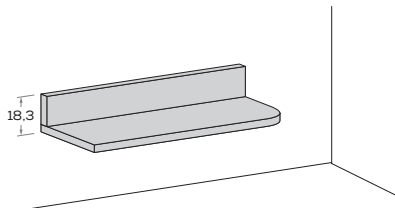
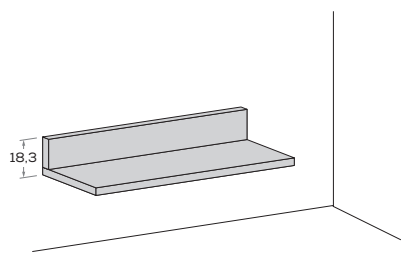
# Piani sospesi con alzata

## Wall-mounted tops with upstand

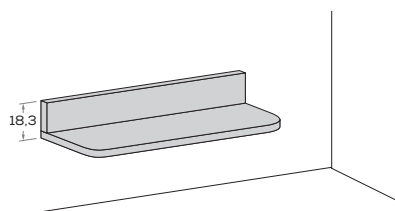
nidi

H  
cm **18,3**

1 angolo arrotondato  
1 rounded corner



2 angoli arrotondati  
2 rounded corners

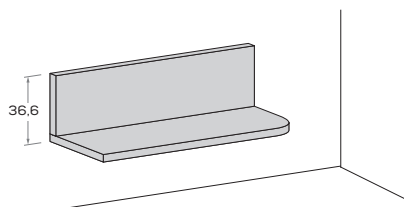
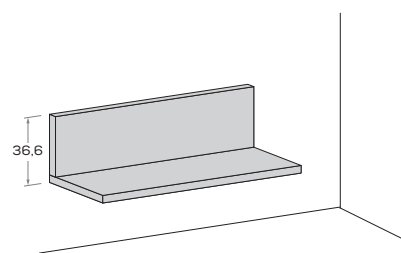


misure L x H x P cm  
dimensions W x H x D cm

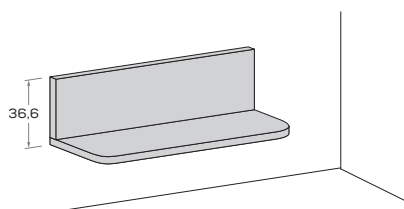
120/135/150/180 x 18,3 x 35,4 cm  
120/135/150/180 x 18,3 x 48,2 cm  
120/135/150/180 x 18,3 x 61 cm

H  
cm **36,6**

1 angolo arrotondato  
1 rounded corner



2 angoli arrotondati  
2 rounded corners

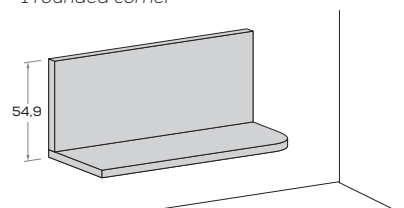
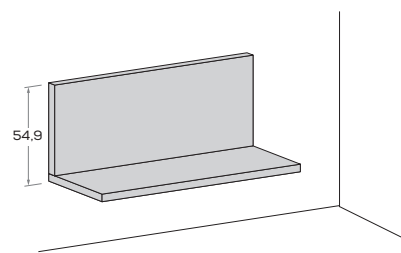


misure L x H x P cm  
dimensions W x H x D cm

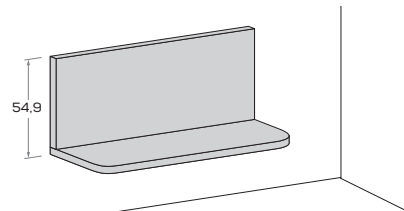
120/135/150/180 x 36,6 x 35,4 cm  
120/135/150/180 x 36,6 x 48,2 cm  
120/135/150/180 x 36,6 x 61 cm

H  
cm **54,9**

1 angolo arrotondato  
1 rounded corner



2 angoli arrotondati  
2 rounded corners



misure L x H x P cm  
dimensions W x H x D cm

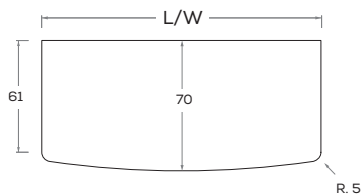
120/135/150/180 x 35,4 x 35,4 cm  
120/135/150/180 x 35,4 x 48,2 cm  
120/135/150/180 x 35,4 x 61 cm

# Piani sagomati

## Shaped tops

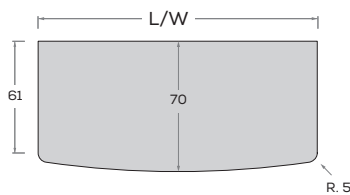
**Top sp. 3 cm**  
3cm thick top

### Piano S51



**Top sp. 5 cm**  
5cm thick top

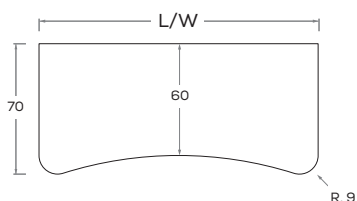
### Piano S51



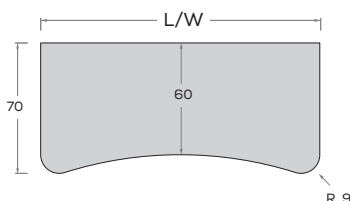
misure L cm  
dimensions W cm

120 cm  
135 cm  
150 cm  
180 cm

### Piano S52



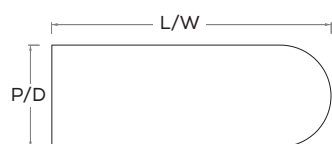
### Piano S52



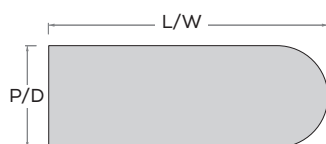
misure L cm  
dimensions W cm

120 cm  
135 cm  
150 cm  
180 cm

### Piano S53 / S54



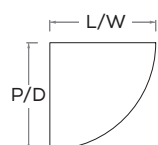
### Piano S53 / S54



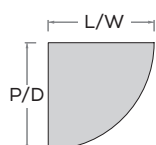
misure L x P cm  
dimensions W x D cm

120/135/150/180 x 61 cm  
120/135/150/180 x 80 cm

### Piano S55



### Piano S55

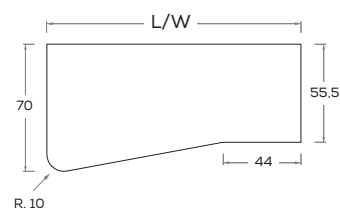


misure L x P cm  
dimensions W x D cm

40 x 40 cm  
60 x 60 cm  
80 x 80 cm  
100 x 100 cm

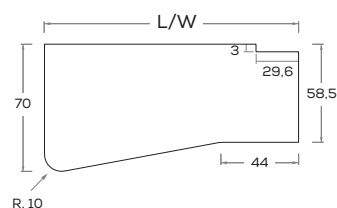
### Piano S61 per armadio terminale DEN

S61 top for wardrobe with DEN end unit



### Piano S61 con scanco per armadio terminale DEN

S61 top with cut-out for wardrobe with DEN end unit

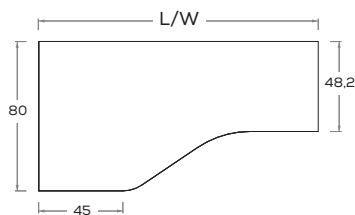


misure L cm  
dimensions W cm

126,3 cm  
178,3 cm

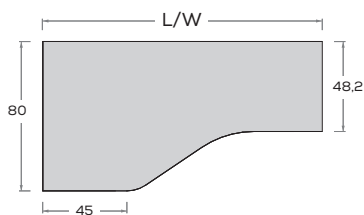
**Top sp. 3 cm**  
3cm thick top

### Piano S56



**Top sp. 5 cm**  
5cm thick top

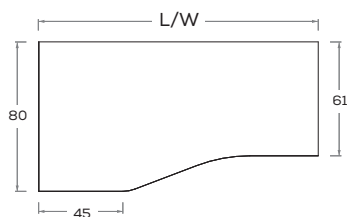
### Piano S56



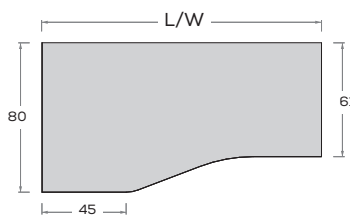
misure L cm  
dimensions W cm

120 cm  
135 cm  
150 cm  
180 cm

### Piano S57



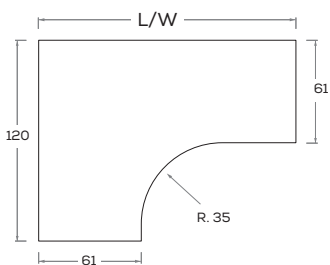
### Piano S57



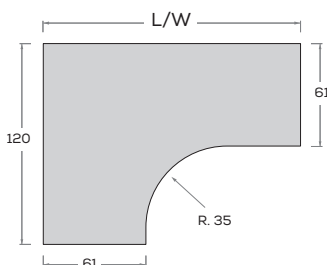
misure L cm  
dimensions W cm

120 cm  
135 cm  
150 cm  
180 cm

### Piano S58



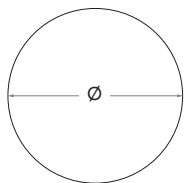
### Piano S58



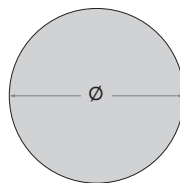
misure L x P cm  
dimensions W x D cm

120 cm  
135 cm  
150 cm  
180 cm

### Piano S59



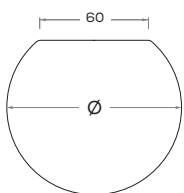
### Piano S59



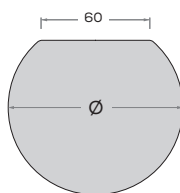
misure Ø cm  
dimensions Ø cm

100 cm  
115 cm

### Piano S60



### Piano S60

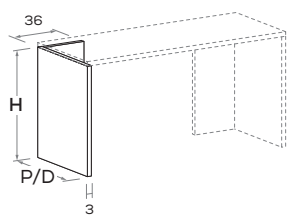


misure Ø cm  
dimensions Ø cm

100 cm  
115 cm

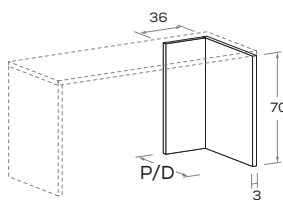
### Fianco a "L" SX, sp. 3 cm

L-shaped LH side panel, 3 cm thick



### Fianco a "L" DX, sp. 3 cm

L-shaped RH side panel, 3 cm thick

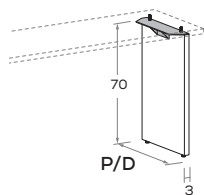


misure H x P cm  
dimensions H x D cm

70 x 33/43/58,2/80 cm  
100 x 33/43/58,2/80 cm

### Fianco sp. 3 cm

3cm-thick side panel

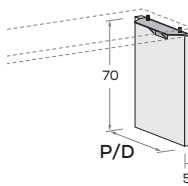


misure P cm  
dimensions D cm

43 cm  
58,2 cm  
80 cm

### Fianco sp. 5 cm

5cm-thick side panel

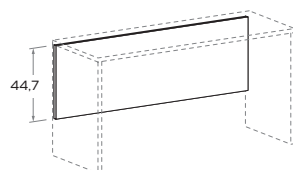


misure P cm  
dimensions D cm

43 cm  
58,2 cm  
80 cm

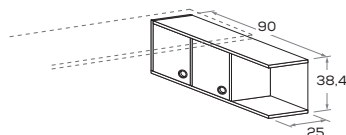
### Schiena di irrigidimento sp. 1,8 cm

Stiffening back panel 1,8 cm thick



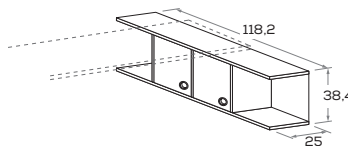
### Comodino LUCE L 90 per sostegno scrittoio

LUCE bedside table W 90 for supporting desk




### Comodino LUCE L 118,2 per sostegno scrittoio

LUCE bedside table W 118,2 for supporting desk



### Supporto a "L" per fissaggio piani

L-shaped bracket for fastening tops

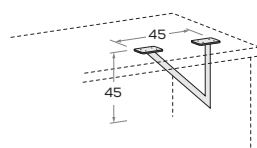


misure L cm  
dimensions W cm

25 cm  
40 cm

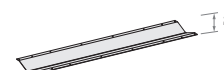
### Supporto a "V" per fissaggio piani

V-shaped bracket for fastening tops



### Barra di rinforzo per piano scrittoio

Reinforcing bar for desk top

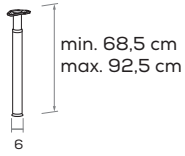


misure L cm  
dimensions W cm

130 cm  
150 cm  
170 cm

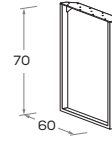
### Gamba KIKE

KIKE leg



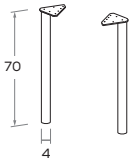
### Gamba LOOM quadro in metallo

Metal square LOOM leg



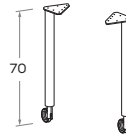
### Coppia gambe POLY in metallo

Pair of metal POLY legs



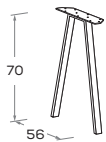
### Coppia gambe MOVE in metallo con ruota

Pair of metal MOVE legs on castors



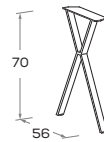
### Gamba ASK in metallo

Metal ASK leg



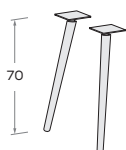
### Gamba CLESSIDRA in metallo

Metal CLESSIDRA leg



### Coppia gambe WOODY

Pair of WOODY legs

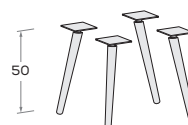


misure Ø cm  
dimensions Ø cm

6,8 cm

### Set 4 gambe WOODY

Set of 4 WOODY legs



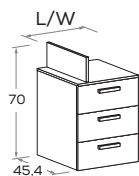
misure Ø cm  
dimensions Ø cm

6,8 cm



### Cassettiera 3 cassetti su guide rallentate

Drawer unit w/ 3 drawers on soft-close runners

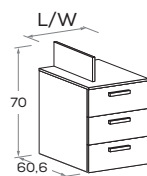


misure L x H x P cm  
dimensions W x H x D cm

45/60/90 x 70 x 45,4 cm

### Cassettiera 3 cassetti su guide rallentate

Drawer unit w/ 3 drawers on soft-close runners

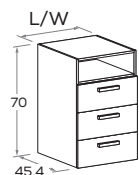


misure L x H x P cm  
dimensions W x H x D cm

45/60/90 x 70 x 60,6 cm

### Cassettiera 3 cassetti su guide rallentate e vano a giorno

Drawer unit w/ 3 drawers on soft-close runners and open shelf

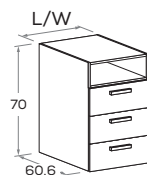


misure L x H x P cm  
dimensions W x H x D cm

45/60 x 70 x 45,4 cm

### Cassettiera 3 cassetti su guide rallentate e vano a giorno

Drawer unit w/ 3 drawers on soft-close runners and open shelf



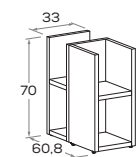
misure L x H x P cm  
dimensions W x H x D cm

45/60 x 70 x 60,6 cm

### Fianco libreria

Bookcase desk leg

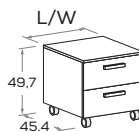
Spessore 3 cm / 3 cm thick



### Cassettiera 2 cassetti su guide rallentate

Drawer unit w/ 2 drawers on soft-close runners

Con top sp. 1,2 cm  
With 1,2cm-thick top.



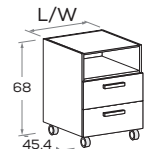
misure L x H x P cm  
dimensions W x H x D cm

45/60 x 49,7 x 45,4 cm

### Cassettiera 2 cassetti su guide rallentate e vano a giorno

Drawer unit w/ 2 drawers on soft-close runners and open shelf

Con top sp. 1,2 cm  
With 1,2cm-thick top.



misure L x H x P cm  
dimensions W x H x D cm

45/60 x 68 x 45,4 cm

### Cassettiera 3 cassetti su guide rallentate

Drawer unit w/ 3 drawers on soft-close runners

Con top sp. 1,2 cm  
With 1,2cm-thick top.



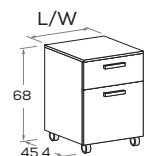
misure L x H x P cm  
dimensions W x H x D cm

45/60 x 68 x 45,4 cm

### Cassettiera 1 cassetto e 1 cassettone su guide rallentate

Drawer unit w/ 1 drawer and 1 oversized drawer on soft-close runners

Con top sp. 1,2 cm  
With 1,2cm-thick top.



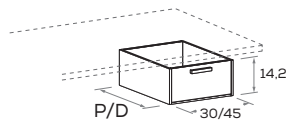
misure L x H x P cm  
dimensions W x H x D cm

45/60 x 68 x 45,4 cm

### Cassetto LUCE pensile sottoscrittoio

LUCE under-desk suspended drawer

Struttura sp. 1,8 cm.  
Structure 1,8 cm thick.



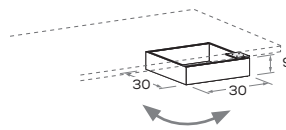
misure L x H x P cm  
dimensions W x H x D cm

30 x 14,2 x 45/60 cm  
45 x 14,2 x 45/60 cm

### Vassoio pensile girevole sottoscrittoio

Under-desk swing-out tray

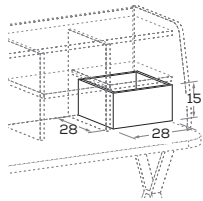
Spessore 1,2 cm. In folding.  
1,2 cm thick. Mitre folded.



### Cassetto per LEO e YUCCA

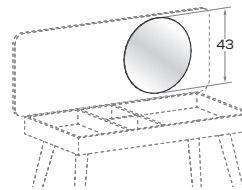
Box for LEO and YUCCA

Spessore 1,2 cm. In folding.  
1,2 cm thick. Mitre folded.



### Specchio GIRO per scrittoi SECRET e YUCCA

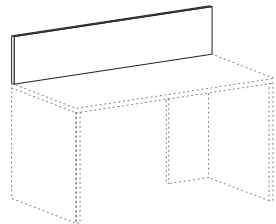
GIRO mirror for SECRET and YUCCA desks



### Alzata dritta

Straight upstand

Spessore 1,8 cm.  
1,8 cm thick.



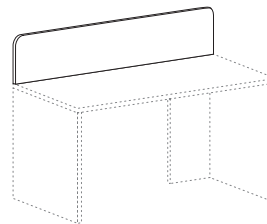
misure L x H cm  
dimensions W x H cm

120/135/150/180 x 33 cm

### Alzata stondata H 33 cm

Rounded upstand H 33 cm

Spessore 1,8 cm.  
1,8 cm thick.



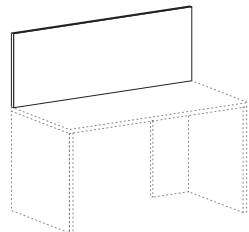
misure L x H cm  
dimensions W x H cm

120/135/150/180 x 33 cm

### Alzata dritta

Straight upstand

Spessore 1,8 cm.  
1,8 cm thick.

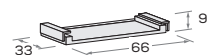


misure L x H cm  
dimensions W x H cm

120/135/150/180 x 58,2 cm

### Portatastiera estraibile

Pull-out keyboard shelf



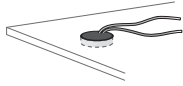
### Porta tower

PC tower stand



### Boccola passacavi circolare in plastica

Plastic round wiring grommet

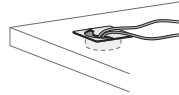


misure Ø cm  
dimensions Ø cm  
8,5 cm

foro Ø cm  
hole Ø cm  
8 cm

### Boccola passacavi circolare in metallo

Metal round wiring grommet

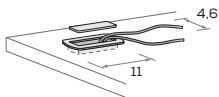


misure Ø cm  
dimensions Ø cm  
8,5 cm

foro Ø cm  
hole Ø cm  
8 cm

### Boccola passacavi rettangolare in plastica

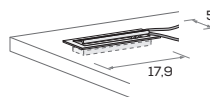
Plastic rectangular wiring grommet



foro Ø cm  
hole Ø cm  
9,2 x 3,4 cm

### Boccola passacavi rettangolare in metallo

Metal rectangular wiring grommet



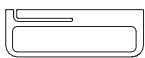
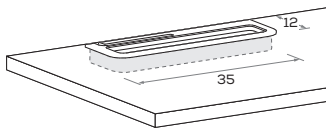
foro Ø cm  
hole Ø cm  
17,5 x 4,5 cm

### Passacavi e portapenne POOL in legno

POOL wooden pen holder and wiring grommet

Per piani sp. 3 e 5 cm.

For tops 3 and 5 cm thick.

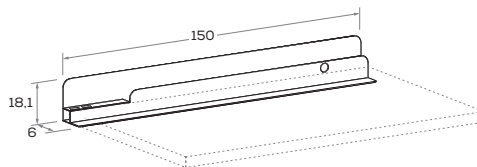


### FOLDER in metallo sp. 0,2 cm

Metal FOLDER 0,2 cm thick

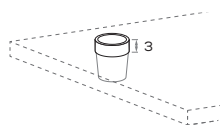
Per piani sp. 3 e 5 cm.

For tops 3 and 5 cm thick.



### Portapenne in legno laccato

Lacquered wood pen holder



misure Ø cm  
dimensions Ø cm  
7,8 cm

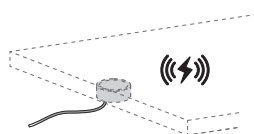
foro Ø cm  
hole Ø cm  
7,1 cm

### Ricarica wireless sottopiano

Undermounted wireless charging

Per piani sp. 3 e 5 cm.

For tops 3 and 5 cm thick.

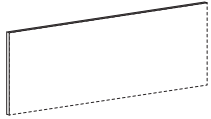


### Pannello a muro - al mq.

Wall panel - per sq m

Spessore 1,8 cm.

1,8 cm thick.



misure L x H cm  
dimensions W x H cm

max 270 x 120 cm

### Lampada snodabile

Adjustable lamp

Con 2 prese USB. In finitura bianco o nero.

With 2 USB sockets. In white or black finish.

Completa di trasformatore.

Complete with transformer.

Completo di cavo di alimentazione da 1,5 mt.

Complete with 1,5m power cable.

Luce warm white.

Warm white light.



### Lampada LED ad aggancio magnetico a batterie ricaricabili (consumo 2 W)

Magnetic LED light with rechargeable batteries  
(consumption 2 W)

Ricarica effettuabile con cavo micro USB (non in dotazione) o ad induzione wireless Qi.

Durata batteria: - 2 mesi con 10 accensioni al giorno da 30 secondi

- 9 ore continuative.

Charged using micro USB cable (not provided) or Qi wireless inductive charging.

Battery runtime: - 2 months when light is switched on for 30 seconds 10 times a day

- 9 consecutive hours.

Finitura: bianco 01 o lavagna 16.

Finish: bianco 01 or lavagna 16

Luce warm white.

Warm white light.

