

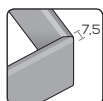


Sfoderabile.

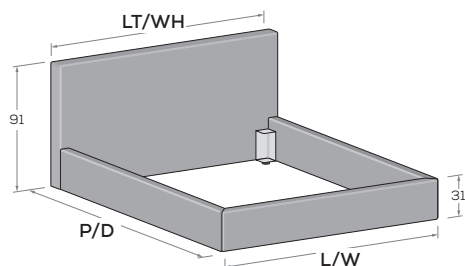
Removable covers.

Wind senza rete

Wind with no mattress base



Rete posizionabile su 2 altezze.
Mattress base with 2 height settings.



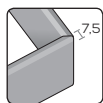
Non sono possibili riduzioni.

NO reduction in size can be made.

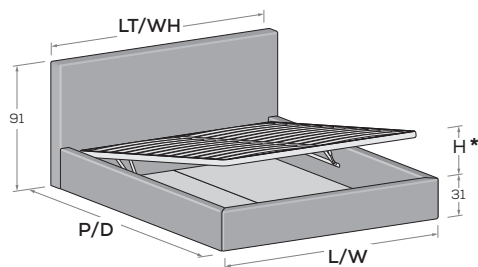
RETE / MATERASSO	L/W	LT/WH	H	P/D
MATT. BASE / MATTRESS	<input type="checkbox"/>	<input type="checkbox"/>	<input type="checkbox"/>	<input type="checkbox"/>
120 x 190	138	140	91	213
200				223
160 x 190	178	180	91	213
200				223

Wind con rete alzante

Wind with lift-up mattress base



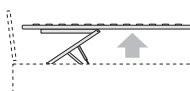
Rete a doghe con telaio in metallo, dotato di meccanismo standard di sollevamento ammortizzato frontale.
Slatted base with metal frame, featuring soft-close front-lift mechanism.



* H APERTURA per rete da 190: 93 cm
H APERTURA per rete da 200: 107 cm
OPENING H for 190 mattress base: 93 cm
OPENING H for 200 mattress base: 107 cm

Non sono possibili riduzioni.

NO reduction in size can be made.



Disponibile nella versione con sistema di sollevamento PRATIC.
PRATIC lift system available on demand.

MATERASSO	L/W	LT/WH	H	P/D
MATTRESS	<input type="checkbox"/>	<input type="checkbox"/>	<input type="checkbox"/>	<input type="checkbox"/>
120 x 190	138	140	91	213
200				223
160 x 190	178	180	91	213
200				223